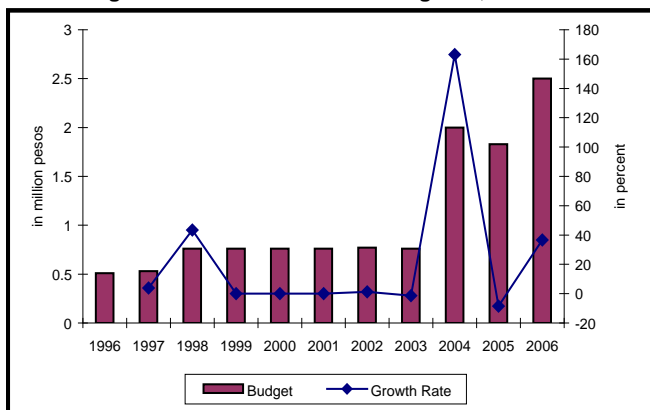


DISTRIBUTION AND ACCESS TO EDUCATION VOUCHER PROGRAM

The education voucher program - Education Service Contracting (ESC) and the Education Voucher System (EVS) - seeks to tap the services of private schools in providing education to students who cannot be accommodated by the public school system due to classroom shortage, large class size, lack of teachers and insufficient instructional facilities and materials.

Budgetary Allocation. From P510 million in 1996, budget allocation for voucher program grew to P2.5 billion in 2006. In 2004, the budget grew by as much as 161% after staying constant from 1999 to 2003.

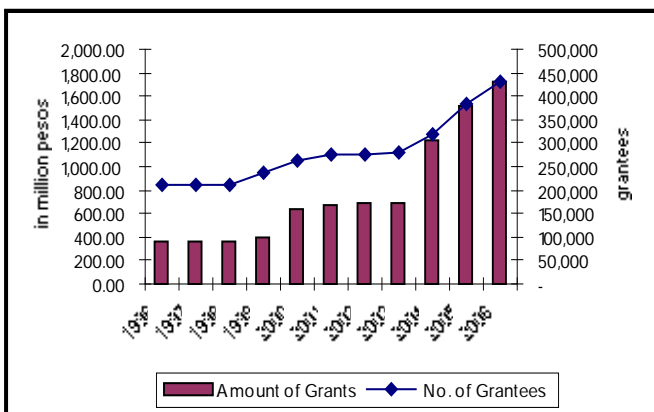
Figure 1
Budget Allocation for Voucher Program*, 1996-2006



* This includes budget for Tuition Fee Supplement from 1996-2004
Source: GAA 1996-2006

Number of Voucher Grantees. From 1996 to 2006, the government has already distributed voucher certificates worth P8.63 billion - equivalent to 72% of the total budget allocation for the same period. A total of 3.1 million student-grantees have benefited from the program with the number of grantees increasing at an average increase of 19%.

Figure 2
Grantees and Amount of Grants, 1996-2006



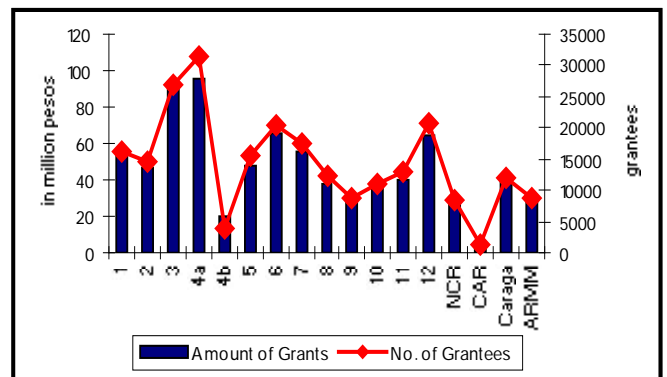
Source: FAPE

Regional Distribution. Of the sixteen regions in the country, Regions 3 and 4 have the most number of beneficiaries and the largest share in voucher grants, with 12% and 15%, respectively while NCR (3.5%) and CAR (1.0%) had the least share.



The Department of Education (DepEd) allots more voucher slots to regions with higher number of public high school population such as Regions 3 and 4.

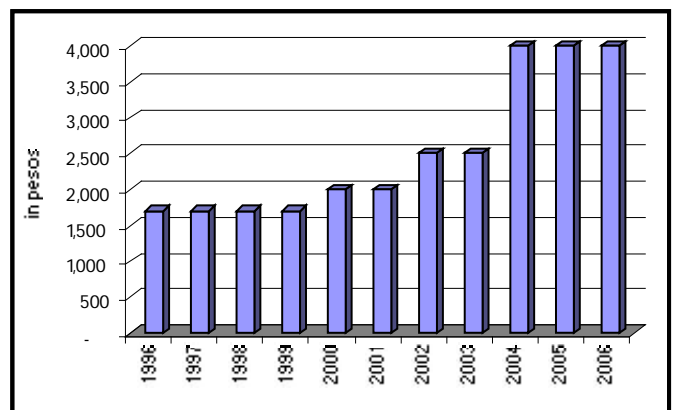
Figure 3
Regional Distribution, 1996-2006



Source: FAPE

Voucher Subsidy. The amount of voucher subsidy started at P1,700 during its initial years of implementation and increasing at an average of 30% over the twelve-year period. In 2004, subsidy level was raised to P4,000 - equivalent to 60% of the per capita cost in public schools but barely enough to cover the average tuition and other fees (P8,120) in private high schools participating in the voucher program.

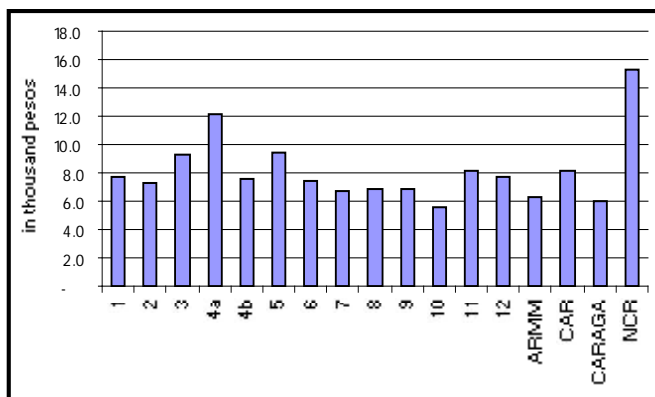
Figure 4
Voucher Subsidy, 1996-2006



Source: FAPE

Tuition Fee Across Regions. In 2006, participating schools in all regions have average tuition fees of more than P4, 000. On the average, the amount of voucher subsidy covers only 50% of the average tuition fee. The NCR has the highest tuition rate at P15, 239, thus, beneficiaries have to shell out additional P11,000 from their own pockets to support their education.

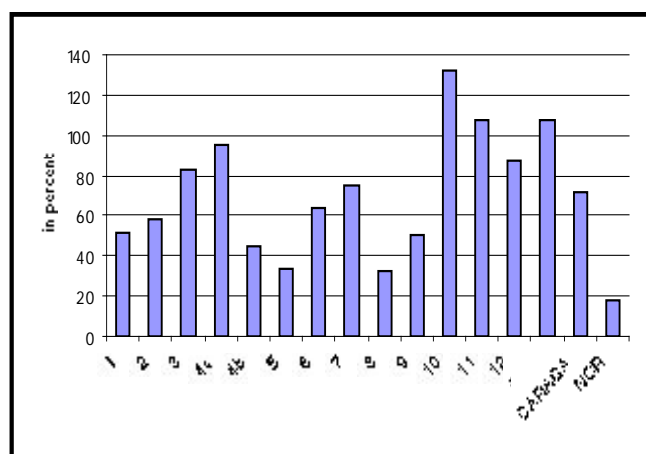
Figure 5
Average Tuition and other Fees
Of Participating Schools, 2006



Source: FAPE

Utilization Rate. The national average utilization rate in 2006 stood at 69%. NCR has the lowest utilization rate mainly because it has the highest average tuition fee. Aside from high tuition fees, the absence of private schools in areas covered by the voucher program, late implementation, resistance of some public school principals to participate may have contributed to the low utilization rate. Regions 10, 11 and CAR have more than 100% utilization rate which indicates redistribution efforts of unutilized vouchers.

Figure 6
Voucher Utilization Rate, 2006



Source: FAPE

Public School Resources. Of the regions with high voucher utilization rate (above 50%), Region 4A has one of the largest resource gaps in terms of teacher-to-student and room-to-student ratios. Meanwhile, Regions 1 and 6, which have relatively minimal resource gaps already account for a combined share of 17% of grantees. NCR and Region 9 also have large resource gaps but account for only 4.2% of total voucher grantees.

Table 1
Resource Ratios in Public High Schools, SY 2004-2005

Region	Ratio of Students to	
	Teacher	Room
1 Ilocos Region	25-29.9	46-50.9
2 Cagayan Valley	40-44.9	46-50.9
3 Central Luzon	40-44.9	> 56
4A CALABARZON	45-49.9	> 56
4B MIMAROPA	25-29.9	51-55.9
5 Bicol	25-29.9	51-55.9
6 Western Visayas	25-29.9	51-55.9
7 Central Visayas	45-49.9	> 56
8 Eastern Visayas	40-44.9	51-55.9
9 Zamboanga Pen.	40-44.9	> 56
10 North Mindanao	40-44.9	> 56
11 Davao	40-44.9	> 56
SOKSARGEN	40-44.9	51-55.9
CARAGA	40-44.9	51-55.9
ARMM	40-44.9	51-55.9
CAR	30-34.9	< 45
NCR	25-29.9	> 56
Philippines	40-44.9	> 56

Source: BEIS, DepEd, 2007

Participating Schools. As of 2006, 61% of the total private high schools in the country are implementing the voucher program. NCR has the least number of private schools in the program (7%), while Region 6 has the highest number (94%). Quality-wise, only 33% of the participating private schools are accredited as above standard or exceeding minimum requirements of the DepEd. Region 6 has the most number of such schools (62) while CARAGA (2) and NCR (3) have the least.

Table 2
Number of Participating Private Schools
And Quality Indicator 2006

Region	No. of Schools	Schools with Voucher*		Above Standard School **
		No.	Participation Rate	
1	77	60	78	14
2	90	65	72	21
3	169	90	53	28
4A	320	125	39	28
4B	67	42	63	12
5	83	56	67	16
6	82	77	94	62
7	160	109	68	23
8	50	37	74	11
9	54	43	80	13
10	94	77	82	13
11	51	39	76	15
SOKSARGEN	84	70	83	30
CARAGA	49	29	59	2
ARMM	25	22	88	8
CAR	32	22	69	19
NCR	107	7	7	3
Philippines	1594	970	61	318
Above Standard Ratio				33%

*This includes schools participating in ESC and EVS programs.

** Schools which exceeded minimum requirements of DepEd

Source: FAPE